

SUPPORTED DEVICES



CHECK YOUR DEVICE
FOR COMPATIBILITY



Thank you for choosing to stay
connected with Airalo!


If you run into any issues with
your eSIM, please feel free to
reach out to their support team

at:

support@airalo.com

eSim Voucher Code:

Product Code UCH on your rental agreement

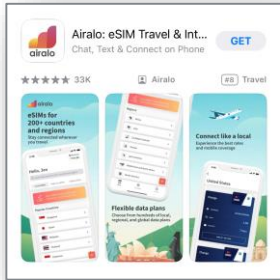


Keeping our customers
CONNECTED

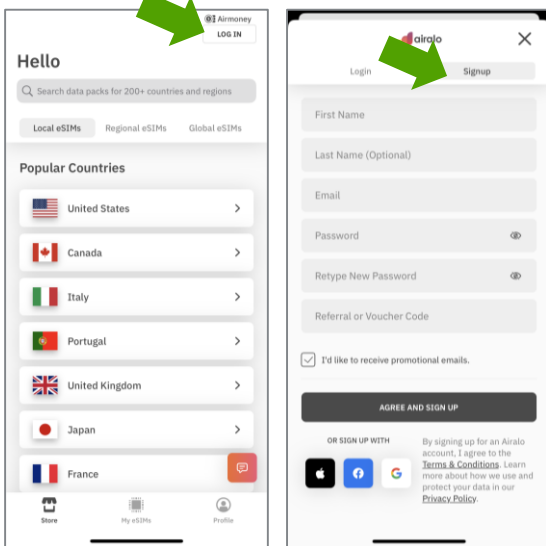
avis budget group

GETTING STARTED

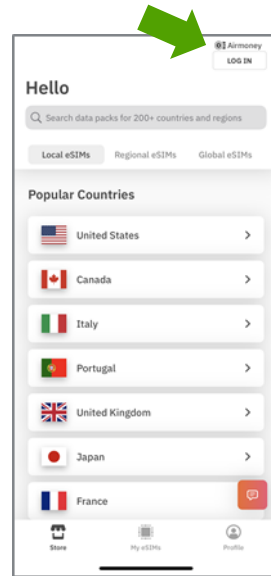
1 Login to your Airalo account **OR** download the app and create an account



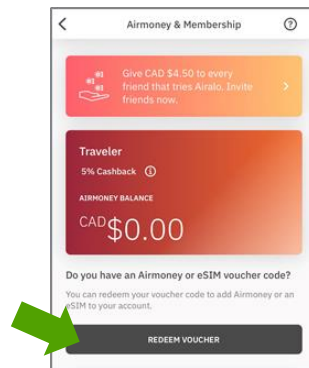
2 Create an account



3 Click "Air money and Membership" in the top hand corner

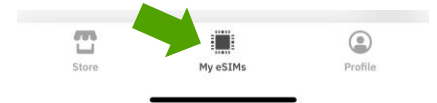


4 Enter your voucher code in the "Redeem Voucher" field



The eSIM will be added to your account

5 You will be able to find the eSIM by clicking "View my eSIMs" at the bottom of the app screen



6 Please install the eSIM on your mobile device by following the installation instructions in the Airalo app

LOW ON DATA?

Scan the below QR code to get more data.

